

C

E

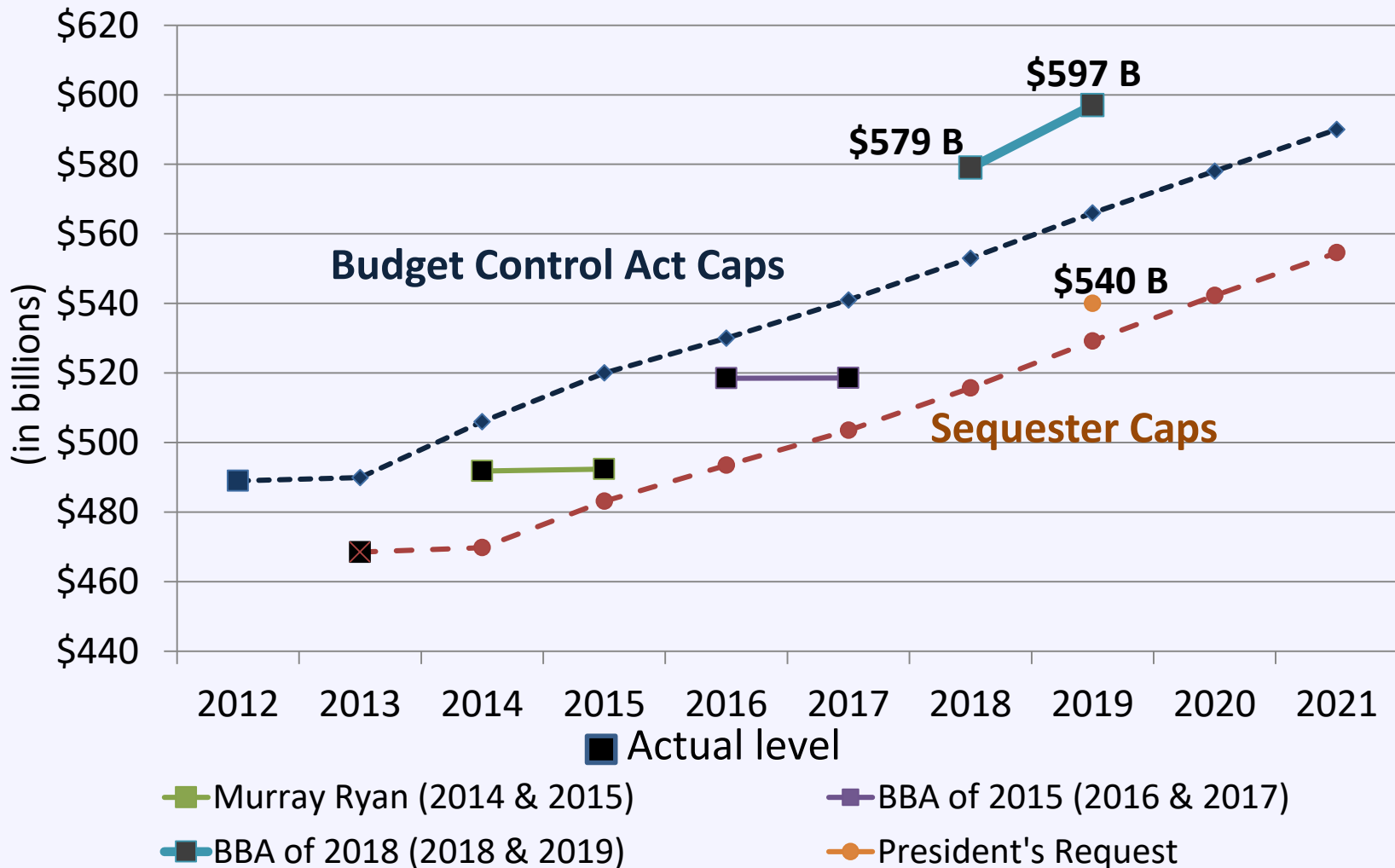
F

COMMITTEE FOR
EDUCATION FUNDING

April 24, 2018

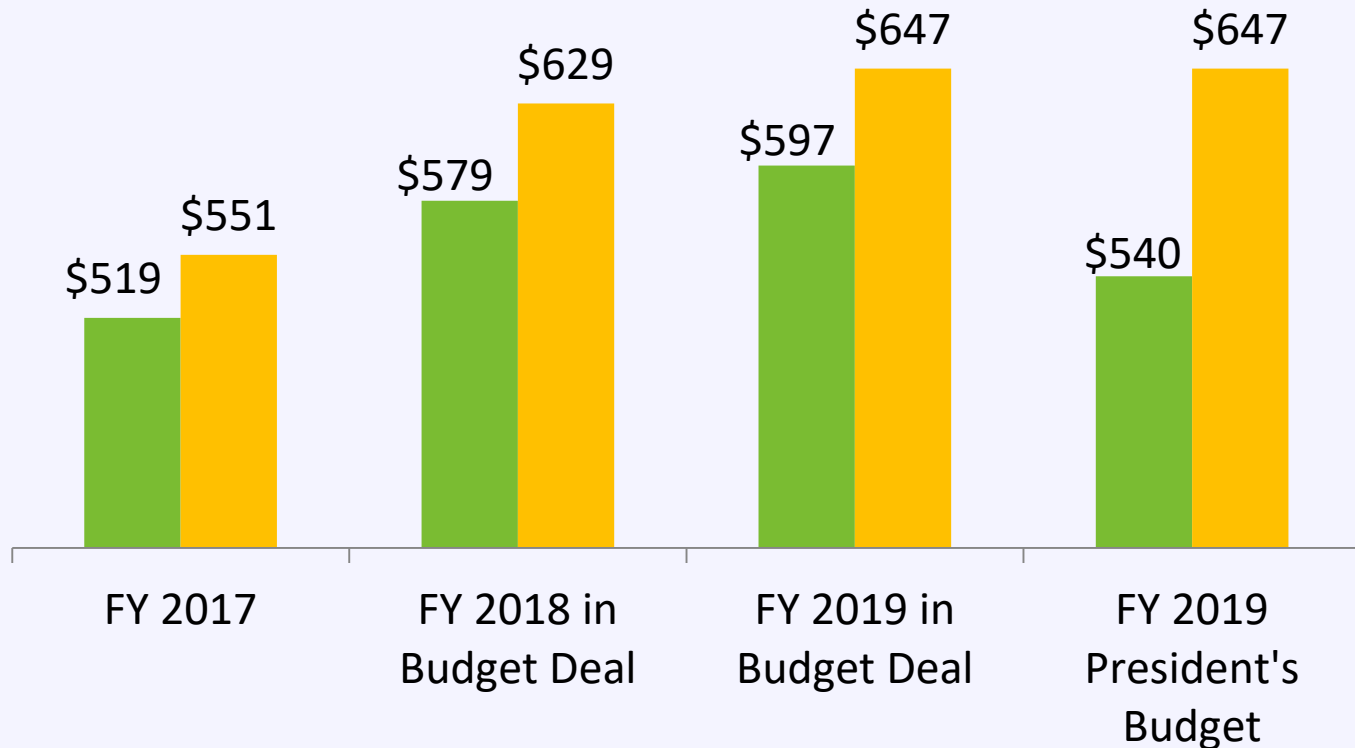
#5Cents4edfunding
@edfunding
www.cef.org

Budget Deal Raises Non-Defense Discretionary Caps for 2018 & 2019



President's FY 2019 Budget Cuts Non-Defense Discretionary (NDD) Below Budget Deal's 2018 and 2019 Levels

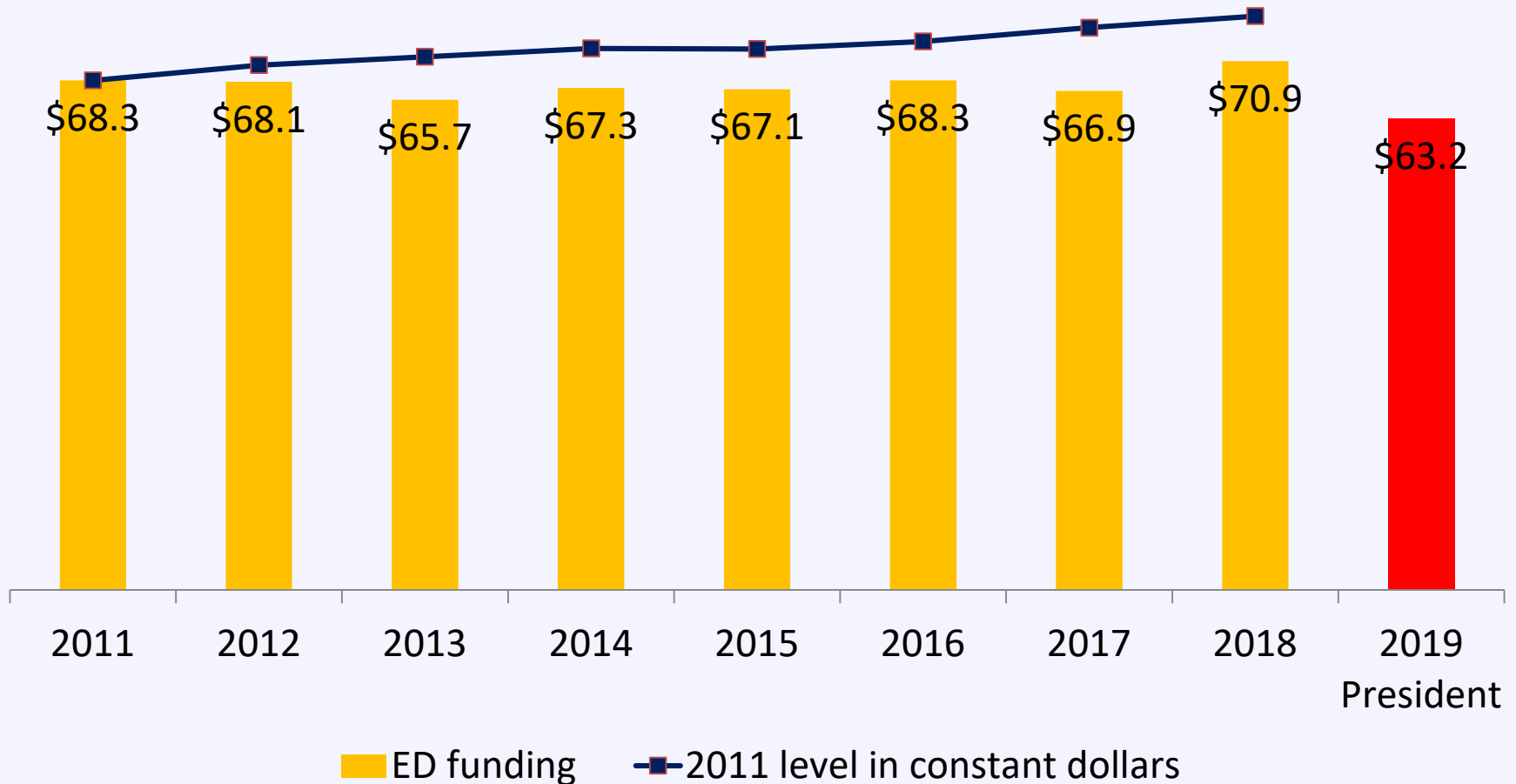
(in billions)



■ NDD ■ Defense

Education Funding is Well Below 2011 Level in Inflation-Adjusted Terms

(Department of Education Discretionary Funding in Billions of Dollars)



President

■ ED funding ■ 2011 level in constant dollars

President's 2019 Budget Cuts Almost Everything

Early Childhood, Elementary and Secondary Education Funding (discretionary funding in billions)	2016	2017	2018	2019 President	2019 +/- 2018
Early education (in HHS)	12.179	12.359	15.339	12.281	-3.058
Head Start	9.168	9.253	9.863	9.275	-0.588
Child Care and Development Block Grant	2.761	2.856	5.226	3.006	-2.220
Preschool Development Grants	0.250	0.250	0.250	0.000	-0.250
K-12, including special education	36.790	36.887	38.468	33.107	-5.361
Education for the Disadvantaged	16.017	16.144	16.444	15.927	-0.517
Impact Aid	1.306	1.329	1.414	1.26	-0.154
School Improvement Programs	4.434	4.409	5.158	0.645	-4.513
Indian Education	0.144	0.165	0.180	0.165	-0.015
Innovation and Improvement*	0.931	0.888	0.982	1.278	0.296
Safe Schools and Citizenship Education	0.245	0.151	0.186	0.043	-0.143
English Language Acquisition	0.737	0.737	0.737	0.737	0.000
Special Education	12.977	13.064	13.366	13.052	-0.314
Career, Technical, and Adult Education	1.721	1.721	1.831	1.637	-0.194
Other disability-related programs within the Department of Education					
Vocational Rehabilitation - discretionary	0.138	0.137	0.134	0.113	-0.021
Special Institutions for Persons w/ Disabilities	0.217	0.217	0.228	0.217	-0.012

Education Accounts for Less Than 2% of All Federal Spending

2019 President's Budget Outlays by Category

